


# Installing/Using the @school app/Parent Portal on your phone

You will need to have registered for and set up your Parent Portal account prior to this.

Apple Devices




Android Devices



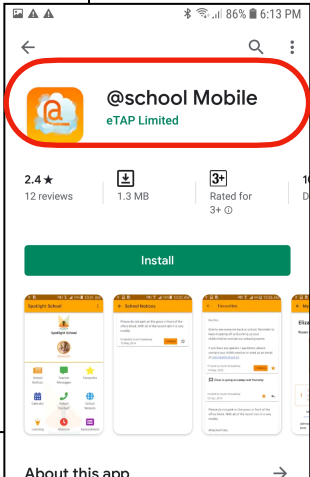

Access your app store. Apple App Store for Apple phones or Google Play store and search for Etap.

Select/download the @school Mobile application. This is a free app.

Apple Devices




Android Devices




Once it is fully downloaded you will be able to see and access the app on your device.

Apple Devices



Android Devices




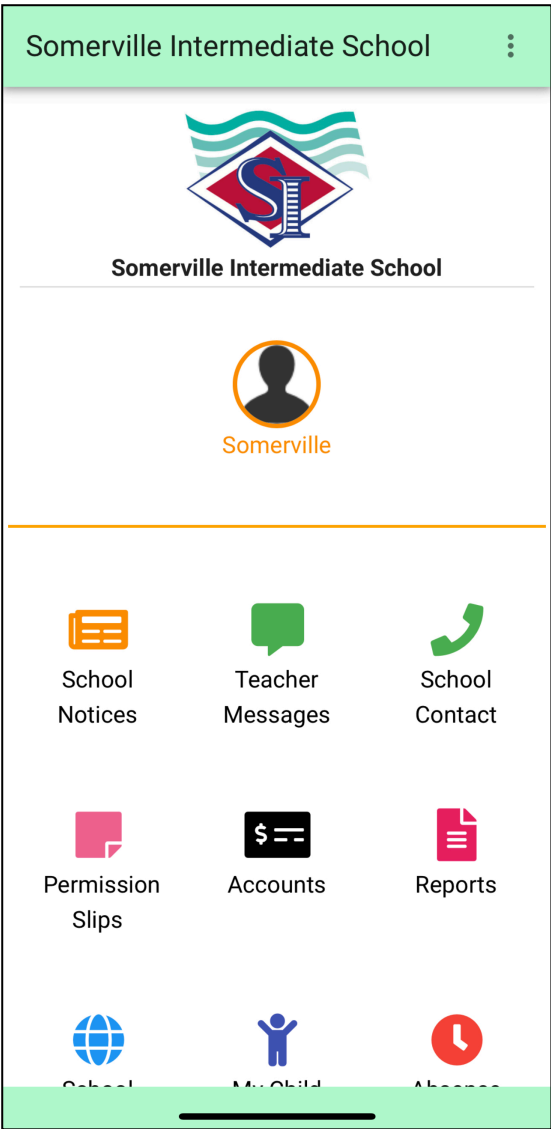
Information for both device types.

Open the app to login in with your User ID and Password. If you do not know these please register by following the instructions on our school website.

A screenshot of the @school app's login screen. At the top is the @school logo, consisting of a stylized '@' symbol above the word 'school'. Below the logo is the heading 'Log in to your child's @school'. There are two input fields: the first is labeled 'User ID' with a person icon on the left and an eye icon on the right; the second is labeled 'Password' with a lock icon on the left and an eye icon on the right. Below the password field is a blue link that says 'Forgot password?'. At the bottom of the form is a large blue button with the text 'LOG IN' in white capital letters. The entire screen has a white background with a teal header and footer bar.

Information for both device types.

Once you have logged in you can access all of the features you see/use when logged on via a laptop/ desktop. To navigate down the page use touch screen for scrolling.



You will remain logged in on the app unless you choose to logout. To logout press the 3 dots in the top right corner and select 'Log Out' from the menu.

