



SOMERVILLE
INTERMEDIATE SCHOOL

Somerville Intermediate School

Parent Feedback Report

Survey name: SRS - Parent - Somerville Intermediate School 2020

Report period: 3 August 2020 to 17 August 2020



1. Overview

Somerville Intermediate School is delighted to provide you with summarised results of the recent School Results Survey undertaken between 3 August 2020 and 17 August 2020 by MYP Corporation.

Key feedback areas included:

- Values + Culture
- Curriculum
- Teaching Standards
- Homework
- Student Transition
- General
- Leadership + Direction
- Co-curriculum
- Learning Environment
- Reporting
- Student Engagement
- School Communication
- Learning + Extension
- Resources + Facilities
- Pastoral Care/Wellbeing
- Parent Engagement

Parents responded to standard statements by choosing one of the following six options:

- Strongly agree (5)
- Agree (4)
- Neutral (3)
- Disagree (2)
- Strongly disagree (1)
- Not applicable (-)

The 'Not Applicable' option enabled parents to opt out of responding to a statement that had no applicability to them. 'Not Applicable' responses were not included in the calculation of summary results.

In addition, open questions provided parents with the opportunity to elaborate on feedback.

The survey response rate was 43.9% (715 out of 1627 respondents).

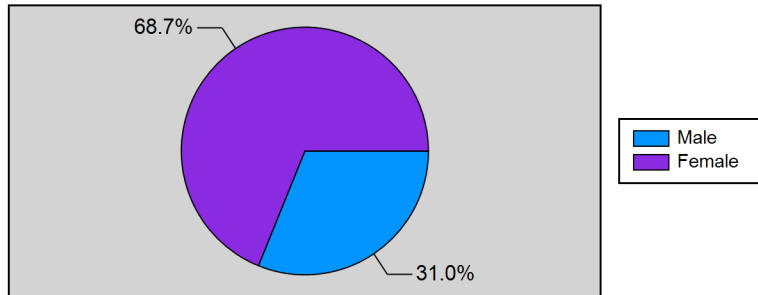
Somerville Intermediate School achieved an overall satisfaction score of 83% (4.13 out of 5).

Somerville Intermediate School would like to sincerely thank parents for their participation in this survey. Feedback will assist in delivering real benefits to students and strengthening our 'educator of choice' status.

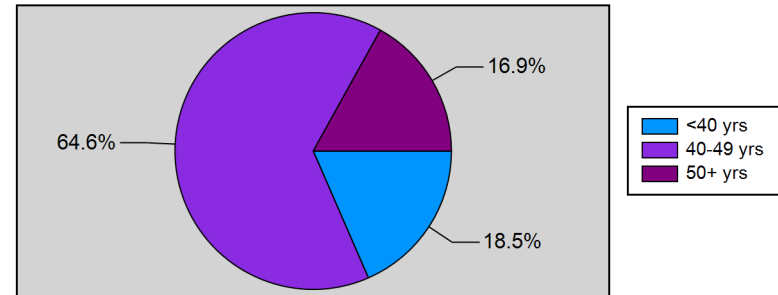
2. Parent Demographics

Survey responses have been obtained from the following parent demographics. Please note that percentages less than 2% are excluded from the pie charts.

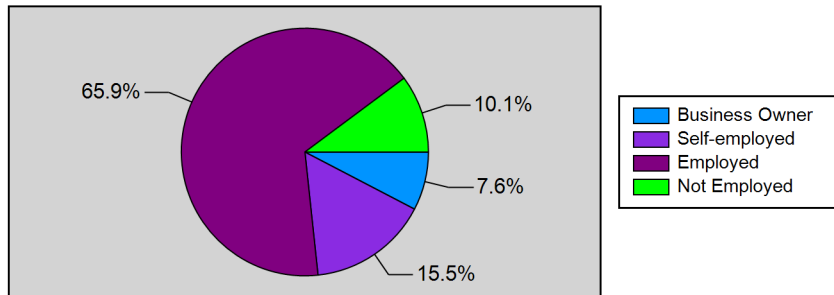
Gender



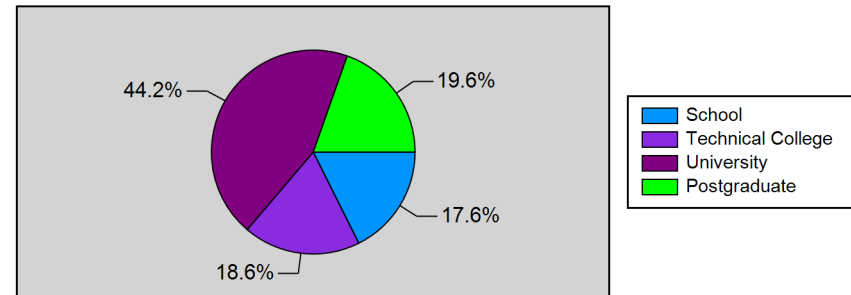
Age Bracket



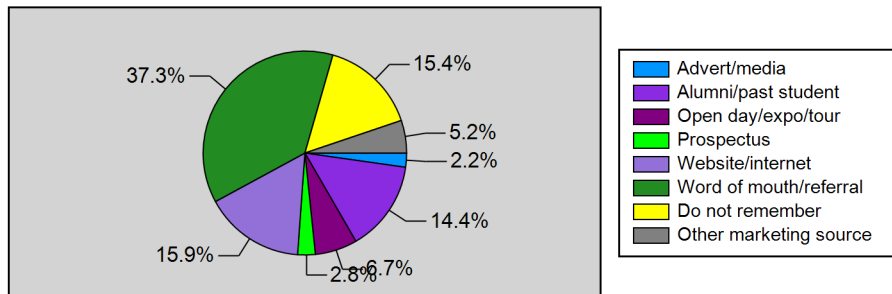
Employment Status



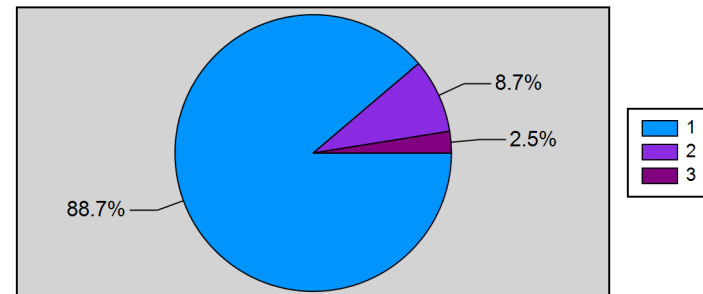
Education



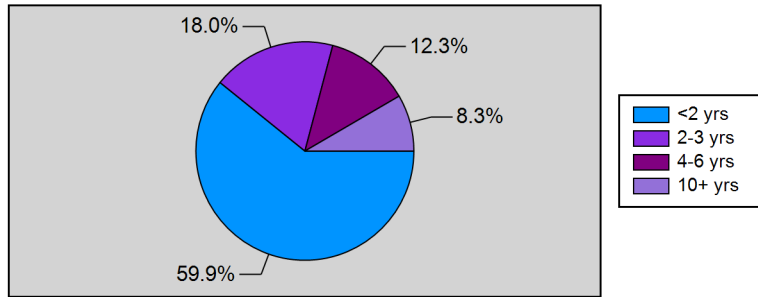
Marketing Information Source



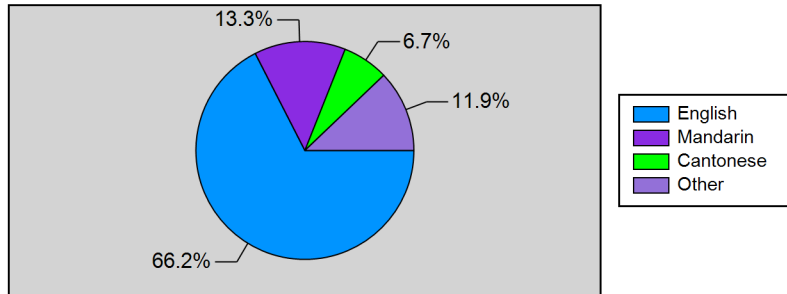
Student Number per Family



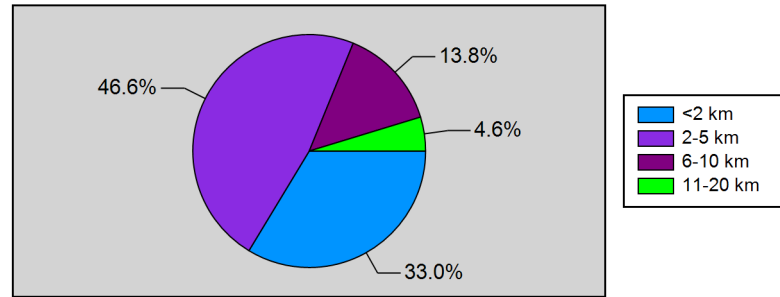
Enrolment Period



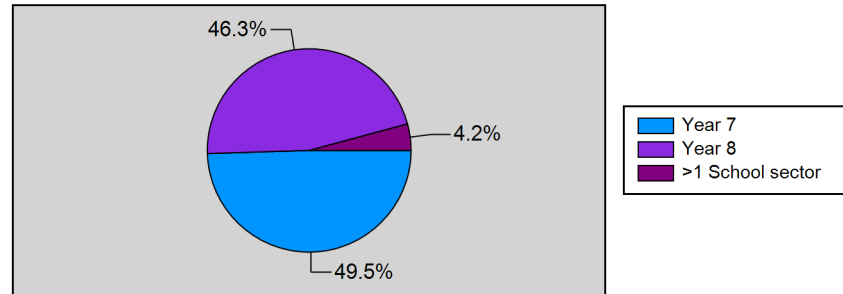
Main Home Language



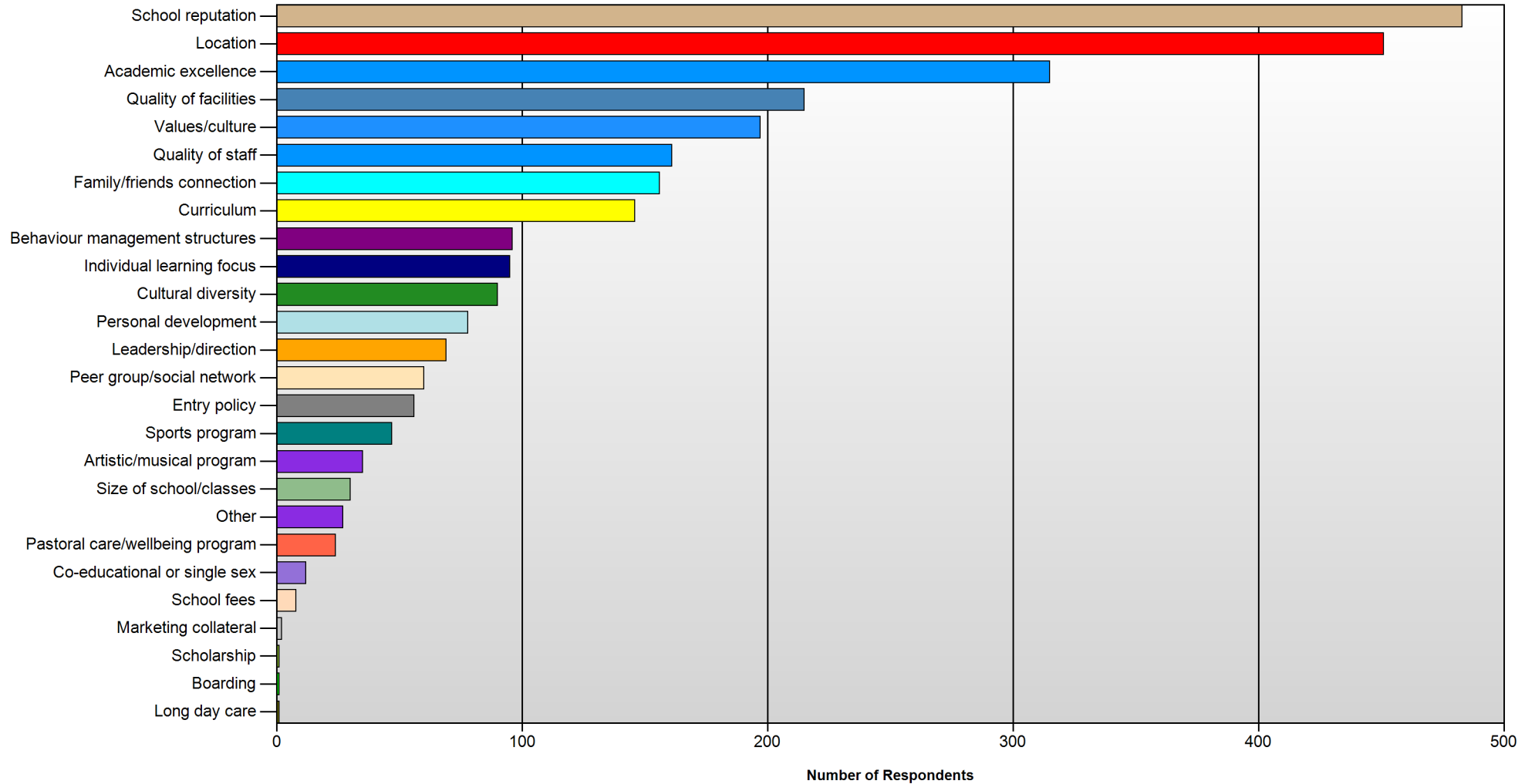
Distance Travelled to School



School Sector

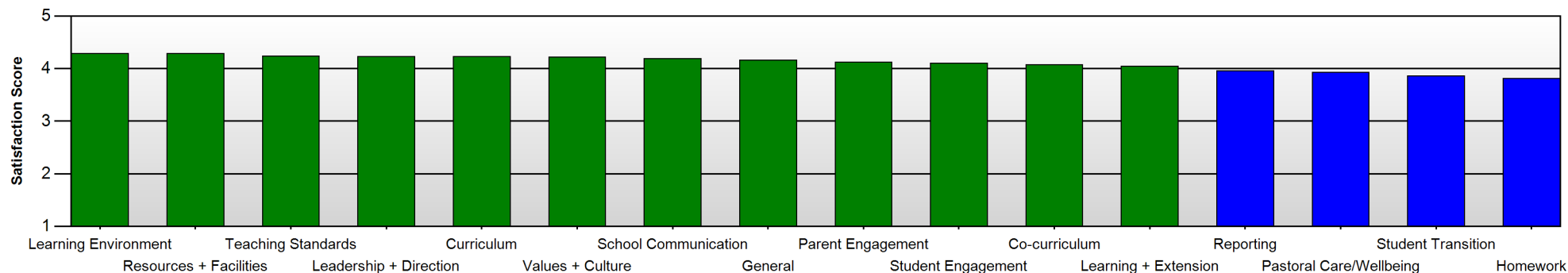


Reasons For School Selection



3. Responses by Key Area

Below is a summary of the satisfaction score achieved in each key area, ranked from highest to lowest and compared to the overall average satisfaction score.



Key Area	Satisfaction	Variance
Learning Environment	4.30	4%
Resources + Facilities	4.29	4%
Teaching Standards	4.24	3%
Leadership + Direction	4.24	3%
Curriculum	4.23	2%
Values + Culture	4.22	2%
School Communication	4.19	1%
General	4.17	1%
Parent Engagement	4.13	0%
Student Engagement	4.11	0%
Co-curriculum	4.08	-1%
Learning + Extension	4.05	-2%
Reporting	3.97	-4%
Pastoral Care/Wellbeing	3.94	-5%
Student Transition	3.86	-7%
Homework	3.82	-8%
Average Score	4.13	

- A result that indicates an excellent satisfaction rating.
- A result that reflects a good satisfaction rating.
- A result that suggests a review on this issue may be appropriate.
- A result that indicates action on the issue may be appropriate.
- A score that is equal to or higher than the 'Average Score'.
- A score that is lower than the 'Average Score'.